

# Financial Tearsheet

## Company Overview

PEDEVCO Corp, d/b/a Pacific Energy Development (NYSE MKT: PED), is a publicly-traded energy company engaged in the acquisition and development of strategic, high growth energy projects, including shale oil and gas assets, in the United States. The Company's principal asset is its D-J Basin Asset located in the D-J Basin in Colorado. Pacific Energy Development is headquartered in Danville, California, with an operations office in Houston, Texas.

## Recent Financial News

Date	Headline
Jul 18, 2017	<a href="#">Pacific Energy Development Provides Transaction Update Asset Due Diligence Completed Successfully Definitive Documents Now Being Drafted Anticipated to Close by August 31, 2017</a>
Jun 22, 2017	<a href="#">Pacific Energy Development Announces Entry into Letter of Intent</a>
May 12, 2017	<a href="#">Pacific Energy Development Announces 1st Quarter Results With Revenues Increasing By Over 26% Year-Over-Year, and Continued Significant Reduction in Operating Expenses</a>
May 09, 2017	<a href="#">Pacific Energy Development Provides NYSE MKT Compliance Update</a>
Apr 10, 2017	<a href="#">Pacific Energy Development Reverse Stock Split Completed, Effective April 7, 2017</a>

## IR Contacts

Investor Relations	Transfer Agent
Pacific Energy Development 1-855-733-3826 <a href="mailto:PR@pacificenergydevelopment.com">PR@pacificenergydevelopment.com</a>	First American Stock Transfer, Inc. 4747 N. 7th St. Suite 170 Phoenix, AZ 85014 T: (602) 485-1346 F: (602) 788-0423 <a href="http://www.firstamericanstock.com">www.firstamericanstock.com</a>

### Auditor

GBH CPAs, PC  
6002 Rogerdale  
Suite 500  
Houston, TX 77072

## Stock Performance















Today's Open	0.6410
Volume	61,206
Day Range	0.6335 - 0.6800
52 Week Range	0.5101 - 3.0000
Bid/Ask	0.6380 / 0.6500
Bid/Ask Size	26,900 X 100
Previous Close	0.6528
Market Cap	31.75 million

Shares Outstanding	49.77 million
Dividend/Yield	0.0000 / 0.0000%
EPS (TTM)	-0.534745
P/E Ratio (TTM)	N/A

07/21/2017 03:59 PM ET

Symbol	PED
Last Trade	\$0.638
Change (%)	↓ -0.0148 (-2.27%)
Volume	61206
Quotes delayed at least 20 mins.	

## Recent XBRL Filings

Filing Date ▾	Form Type	Description	View
May 10, 2017	10-Q	Quarterly report	  
Mar 27, 2017	10-K	Annual report	  
Nov 09, 2016	10-Q	Quarterly report	  
Aug 11, 2016	10-Q	Quarterly report	  
May 19, 2016	10-Q	Quarterly report	  

## Management Team

Frank C. Ingriselli, Chairman & CEO

Michael L. Peterson, President & CFO

Clark R. Moore, Executive VP & General Counsel

Dr. Y.M. Shum, Chief Technology Advisor & Director of Exploration

Greg Overholtzer, VP of Finance & Controller

Jeff Courtright, VP of Accounting

Dan Mason, VP of Corporate Development

## Board of Directors

Frank C. Ingriselli, Chairman and CEO

David Crikelair, Independent Director

Elizabeth P. Smith, Independent Director

David Z. Steinberg, Independent Director