



Financial Tearsheet

Company Overview

LGBTQ LOYALTY HOLDINGS, INC. ("LGBTQ LOYALTY"), AN AUTHORITY IN MULTI-SECTOR ENGAGEMENT WITH THE LGBTQ COMMUNITY, DELIVERS PROGRESSIVE FINANCIAL AND MARKETING PLATFORMS.

The methodology originator of the LGBTQ Loyalty 100 Preference Index, LGBTQ Loyalty surveys representative groups of LGBTQ consumers to determine the top 100 companies that best support and are aligned with the LGBTQ community. The index's approach starts with large-cap U.S. domiciled companies and applies a standard set of rules to the survey results in the final equal weighting of the index. LGBTQ demographic research has demonstrated the unparalleled economic value of LGBTQ brand loyalty to corporations. By addressing corporate demand for more authentic LGBTQ consumer preference data with the financial performance of the nation's top best practice companies, LGBTQ Loyalty 100 Preference Index is envisioned as a significant milestone in economic and social impact investing.

LGBTQ Loyalty will empower the LGBTQ community to have a significant impact on the final 100 companies that are selected annually for the index. This Environmental, Social and Governance ("ESG") accredited index will select the 100 most equality sensitive companies that represent a strong loyalty to the LGBTQ community. Collectively, LGBTQ Loyalty will further validate that treating all people with equal respect and dignity means good business and translates to loyal support from customers to investors, large and small.

Recent Financial News

Date	Headline
May 21, 2020	LGBTQ Loyalty Executes \$10 Million Dollar Equity Line of Credit Term Sheet
Apr 16, 2020	LGBTQ Loyalty to Sponsor Bloomberg Equality Virtual Briefing Today: "Who Gets Care in a Crisis?"
Apr 16, 2020	LGBTQ Loyalty to Sponsor Bloomberg Equality Virtual Briefing Today: "Who Gets Care in a Crisis?"
Feb 26, 2020	Top 100 LGBTQ Equality-Driven Corporations in the US Announced
Feb 06, 2020	LGBTQ100 ESG Index Closes Above 2,000.00 Three Months Post Launch















Stock Performance

Today's Open	0.0120
Volume	121,167
Day Range	0.0111 - 0.0138
52 Week Range	0.0072 - 0.1590
Bid/Ask	0.0111 / 0.0138
Bid/Ask Size	85,400 X 25,000
Previous Close	0.0129
Market Cap	1.86 million
Shares Outstanding	167.68 million
Dividend/Yield	0.0000 / 0.0000%
EPS (TTM)	-0.025400
P/E Ratio (TTM)	N/A

Symbol: LFAP
 Last Trade: \$0.01
 Change (%): ↓ -0.00 (-13.95%)
 Volume: 121167

05/27/2020 12:06 PM ET
Quotes delayed at least 20 mins.

Recent XBRL Filings

Filing Date ▼	Form Type	Description	View
May 15, 2020	10-K/A	Annual report (Amendment)	 
May 14, 2020	10-K	Annual report	  
Nov 14, 2019	10-Q	Quarterly report	  
Aug 14, 2019	10-Q	Quarterly report	  
May 17, 2019	10-Q	Quarterly report	  

Management Team

Bobby Blair, CEO, Director

Board of Directors

Bobby Blair, CEO, Director

Larry Roan, Director, Board Member

Barney Frank, Board Member

Billy Bean, Board Member

Martina Navratilova, Board Member

LZ Granderson, Board Member

Robert Tull, Board Member