

Financial Tearsheet

Company Overview

PetroShare is actively expanding its portfolio of properties through organic drilling and development in addition to strategic acquisitions and joint ventures. The company's initial focus is on various opportunities targeting the unconventional Niobrara formation in the Rocky Mountain Region.

We are distinguished from other emerging oil and gas producers by our unique, multifaceted experience and the industry relationships of our management team. PetroShare closely tracks the demonstrated success of other operators in our areas of focus and optimizes what we believe to be the best drilling, completion and expense saving practices.

Recent Financial News

Date	Headline
Nov 15, 2018	PetroShare Corp. Issues Third Quarter 2018 Financial Results
Oct 10, 2018	PetroShare Provides Operations and Production Estimate Update
Aug 16, 2018	PetroShare Provides Operations Update and Announces Participation in Investor Conference
Jun 11, 2018	PetroShare Provides Operations Update and Revises Production Outlook
Apr 24, 2018	PetroShare Announces Additions to its Board of Directors

IR Contacts

Jon B. Kruljac

Executive Vice President, Capital Markets and Investor Relations

Office: [\(720\) 441-0719](tel:7204410719)

Cell: [\(303\) 520-7479](tel:3035207479)

Email: jkruljac@petrosharecorp.com
















Stock Performance

Today's Open	0.3925
Volume	1,200
Day Range	0.3650 - 0.4200
52 Week Range	0.1600 - 1.5450
Bid/Ask	0.0000 / 0.0000
Bid/Ask Size	0 X 0
Previous Close	0.4200
Market Cap	11.79 million
Shares Outstanding	28.08 million
Dividend/Yield	0.0000 / 0.0000%
EPS (TTM)	-0.613200
P/E Ratio (TTM)	N/A

Symbol: PRHR
 Last Trade: \$0.42
 Change (%): 0.00 (0.00%)
 Volume: 1200

04/23/2019 12:52 PM ET
 Quotes delayed at least 20 mins.

Recent XBRL Filings

Filing Date ▾	Form Type	Description	View
Apr 04, 2019	10-K	Annual report	  
Nov 13, 2018	10-Q	Quarterly report	  
Aug 14, 2018	10-Q	Quarterly report	  
May 11, 2018	10-Q	Quarterly report	  
Mar 29, 2018	10-K	Annual report	  

Management Team

Stephen J. Foley, Chief Executive Officer

Frederick J. Witsell, President

Paul D. Maniscalco, Chief Financial Officer

William B. Lloyd, Chief Operating Officer

William R. Givan, Executive Vice President Land

Jon B. Kruljac, Executive Vice President, Capital Markets and Investor Relations

Board of Directors

Bill M. Conrad, Chairman

Scott C. Chandler, Director

James H. Sinclair, Director

Douglas R. Harris, Director